



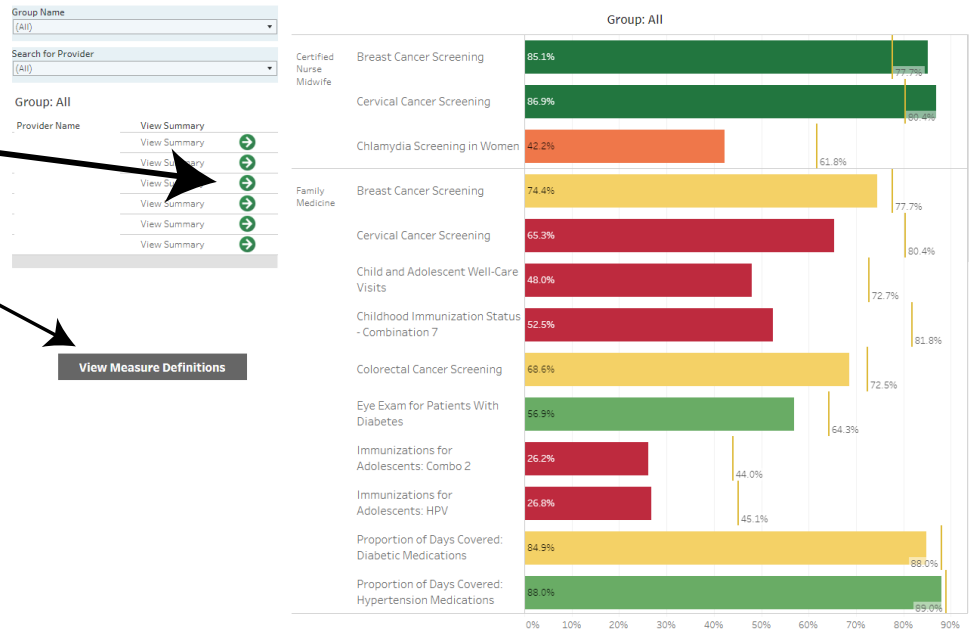
Quality Ribbon Transparency Report Walk-through

System Specialty Performance Report:

This report shows system measurement ratings.

To view your ratings, click the green arrow next to your name.

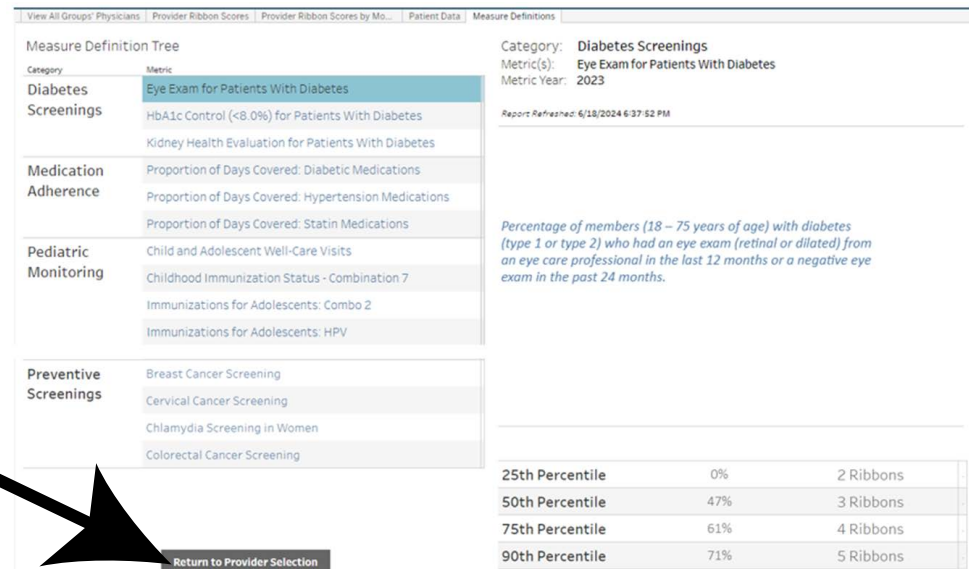
Click "View Measure Definitions" for additional information and benchmarks on each measure.



Measure Definitions:

This report shows a description of measures in the program as well as the current national benchmarks which are updated annually.

Once review is complete click "Return to Provider Selection".





Quality Ribbon Transparency Report Walk-through

Provider Ribbon Scores Report:

This report shows your measure ribbon ratings, overall rating and badge categories that were earned.

The overall rating is calculated based on the average of the individual measure ratings.

Click on any of the individual measure ribbons for comparison to provider group.

Return to the previous page, by clicking the green arrow.

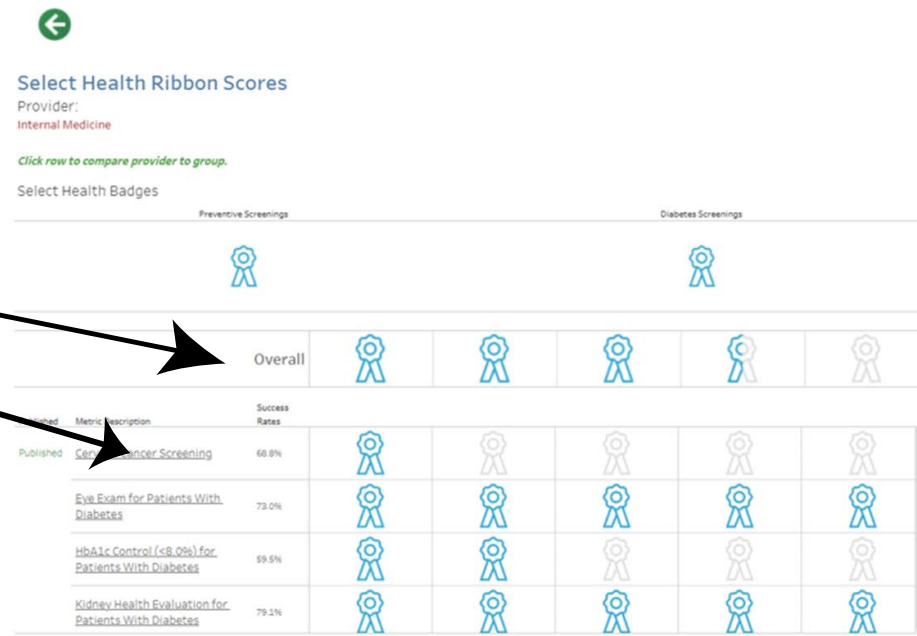
Comparison Report:

This report allows you to drill down to individual measure ratings and comparisons to peers. It shows the number of unique patients, success rates, and current ribbon scores.

This report also shows scores month by month for 6 months.

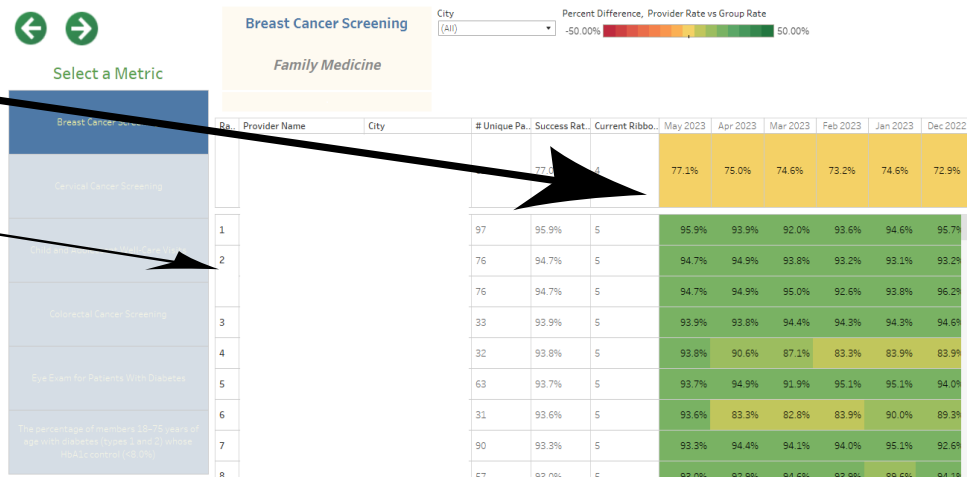
The providers in the grid are ranked by ribbon ratings high to low.

To see a list of the patient data for the measure selected, click on the right-facing green arrow.



This data may reflect services rendered by providers that physicians supervise.

Physician Ribbon Scores Comparison



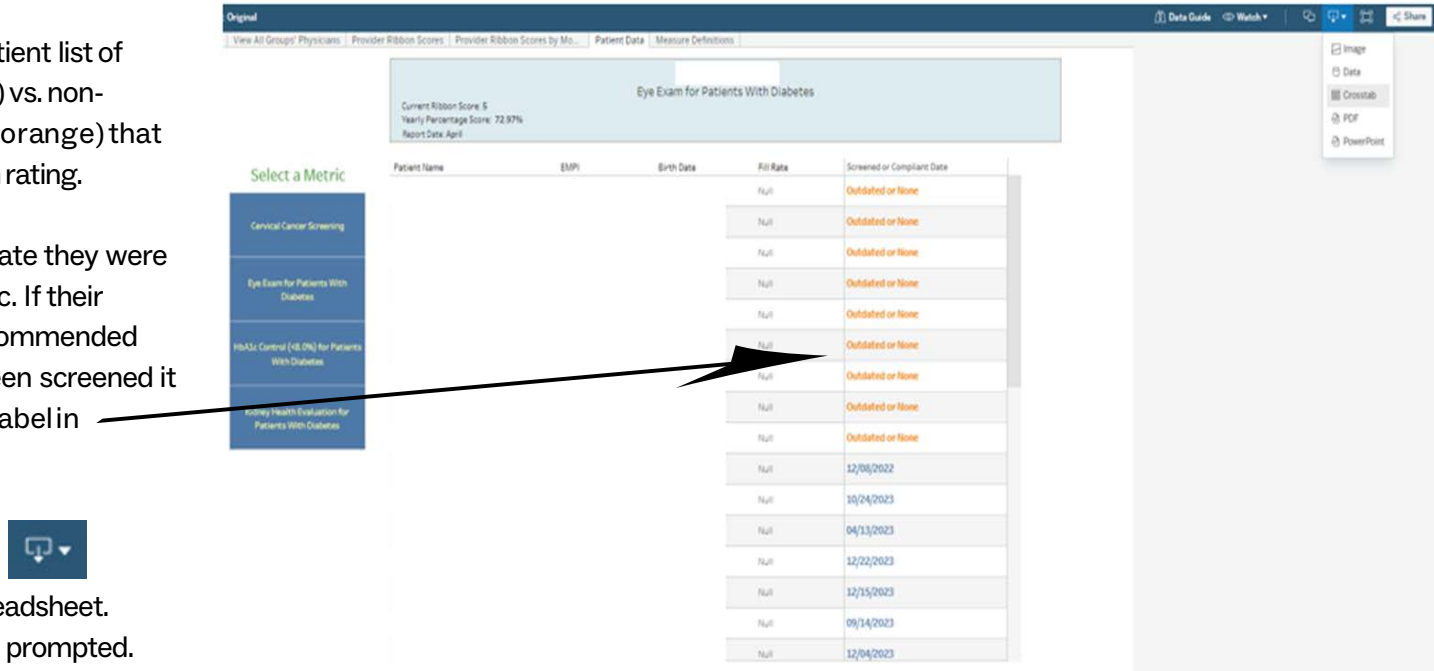
Patient Data Report:

On this page, you can view the patient list of screened (compliant/colored blue) vs. non-screened (non-compliant/colored orange) that were used to calculate your ribbon rating.

This list of patients indicates the date they were screened, last filled medication, etc. If their screening has expired from the recommended time frame or if they have never been screened it will show an “Outdated or None” label in orange, or it could be blank.

To export this list to an excel file click the download button and select “Crosstab” for an Excel spreadsheet. Choose the sheet “Patients” when prompted.

To return to the previous screen click the left facing green arrow.



Patient Name	EMPI	Birth Date	Fill Rate	Screened or Compliant Date
			Null	Outdated or None
			Null	Outdated or None
			Null	Outdated or None
			Null	Outdated or None
			Null	Outdated or None
			Null	Outdated or None
			Null	Outdated or None
			Null	Outdated or None
			Null	Outdated or None
			Null	Outdated or None
			Null	12/08/2022
			Null	10/24/2023
			Null	04/13/2023
			Null	12/02/2023
			Null	12/15/2023
			Null	09/14/2023
			Null	12/04/2023